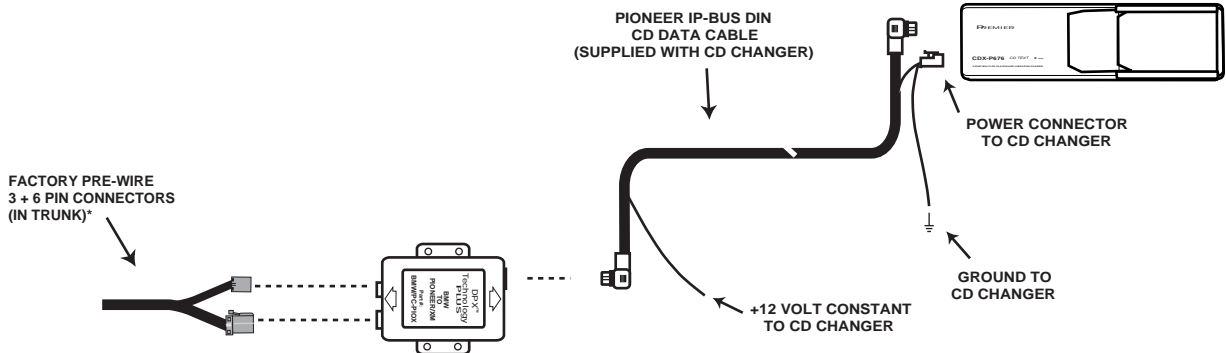
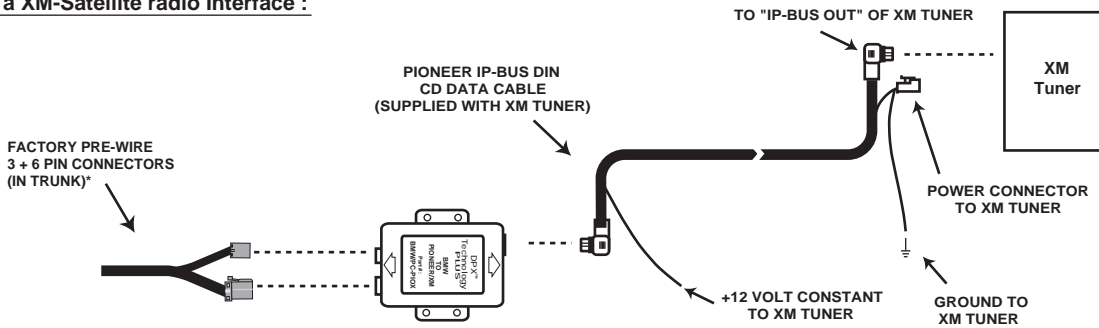


# INSTALLATION DIAGRAM PIE PART # BMW/PC-PIOX

## When used as a CD-changer Interface :

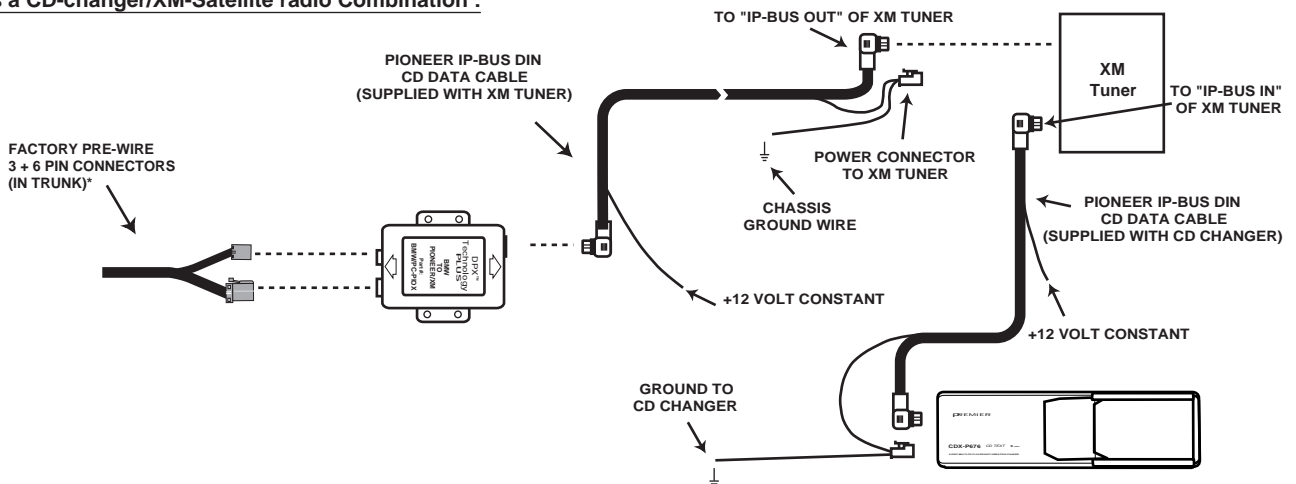


## When used as a XM-Satellite radio Interface :



NOTE 1: The XM channel number is displayed using the CD charger mode's disk and track display: (i.e. DISC 1, TRACK 1 is channel 101)  
NOTE 2: Pioneer 910 model XM receiver is only capable of fast forward and rewind in 1 channel increments.

## When used as a CD-changer/XM-Satellite radio Combination :



NOTE 1: A double-press of the RANDOM feature is used to toggle between CD changer and XM tuner functions.  
NOTE 2: The XM channel number is displayed using the CD charger mode's disk and track display: (i.e. DISC 1, TRACK 1 is channel 101)  
NOTE 3: Pioneer 910 model XM receiver is only capable of fast forward and rewind in 1 channel increments.

## WARRANTY

Precision Interface Electronics, Inc. warrants all of its products to be free from defects in material and workmanship. For a period of 90 days from the Date of Sale, PIE will, at its discretion, repair or replace any product found to be defective under normal use. Misuse, tampering with or in any way altering products will void any and all warranties. This warranty neither assumes or authorizes any other person to assume for it any other liability relative to its products. In no event does PIE assume liability for any incidental or consequential damages. Neither does PIE assume any other liabilities except as provided herein.